

Software Vulnerability Manager Release Notes

October 2018

Introduction	1
New Features and Enhancements	2
Resolved Issues	4
Product Feedback	4
System Requirements	5
Legal Information	5

Introduction

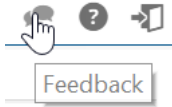

Software Vulnerability Manager reimagines how software is secured by closing the gap between IT Security and IT Operations by providing industry leading security research, risk assessment and remediation through Software Vulnerability Manager’s key components:

- **Research:** Keep up with the latest software vulnerability research and advisories from Secunia Research
- **Assessment:** Discover where software vulnerabilities are installed across your organization
- **Patching:** Remediate software vulnerabilities in third-party applications

New Features and Enhancements

The following table lists new features and enhancements for Software Vulnerability Manager. The Affected Module(s) column refers to the specific Software Vulnerability Manager module(s) affected by the new feature or enhancement.

Affected Module(s)	Feature or Enhancement Description	Reference Number
Vulnerability Manager, Online Help	You can choose the Edit Watch List option to update an existing Watch List via a file import and selecting the data column to import. For details, see Import an Updated Watch List .	SVM-239
Assessment	Under Assessment > Advisories > Advisory Details , the Original advisory information now groups a Secunia Advisory ID's (SAID) reference information from multiple sources into one location.	SVM-434
Dashboard, Assessment	After clicking the number in the Most prevalent EOL software installation widget in the Dashboard against any product, you will now be directly taken to the End-of-Life (EOL) Installations filter under Assessment > Products > Product Details .	SVM-834
Analytics, Online Help	Under Analytics > Reports > Add Assessment Report you can now generate Assessment reports that include vulnerabilities assessed in a particular environment along with the corresponding affected devices. The resulting CSV file includes installation statistics and data. For details, see step 9 of Reports .	SVM-846
Online Help	Added the wording "Important • For security purposes, Software Vulnerability Manager has a session timeout that will log you off after 2 hours of inactivity." For details see step 13 of Configure Single Sign-On .	SVM-879

Affected Module(s)	Feature or Enhancement Description	Reference Number
All Modules, Online Help, Release Notes	<p>We want your feedback on Flexera’s Software Vulnerability Manager. Each module has a feedback icon in the upper-right-hand corner that links to our Customer Community feedback page for Software Vulnerability Manager where you can provide product feedback and suggest enhancements.</p> 	SVM-892
	 <p>Note • You will need your Flexera Customer Community credentials to enter feedback.</p> <p>For online help details, see Product Feedback.</p> <p>For release note details, see Product Feedback.</p>	
Assessment	<p>Type 1 scans now include applications in the 64-bit Program Files folder.</p>	SVM-894
Online Help	<p>The new Quick Start Guide helps you set up the key features of Software Vulnerability Manager.</p> <p>For details, see the Software Vulnerability Manager Quick Start Guide.</p>	N/A
Online Help	<p>Added clarification for how to create a secure Single Sign-On (SSO) connection. It is recommended to have the SSO vendor’s Assertions Signed (or similarly named) setting enabled on your IDP.</p> <p>For details see step 9 of Configure Single Sign-On.</p>	SVM-897
Online Help	<p>The Introduction section now includes edition information for Software Vulnerability Manager - Assessment Only.</p> <p>For details, see Software Vulnerability Manager Editions.</p>	N/A

Resolved Issues

The following table lists resolved issues for Software Vulnerability Manager. The Affected Module(s) column refers to the specific Software Vulnerability Manager module(s) affected by the resolved issue.

Affected Module(s)	Issue Summary	Reference Number
Online Help	Several online help issues were resolved: <ul style="list-style-type: none">Added the agent URL https://agent.app.flexerasoftware.com to Agent-based Scan – Requirements for WindowsAdded the API URL https://api.app.flexerasoftware.com to API.Added the Software Vulnerability Manager system architecture diagram to System Architecture Overview.	SVM-853
Assessment	Sorting columns in Products and Advisories has been resolved in the Assessment module.	SVM-896
Online Help	Corrected the Agent-based Scan - Requirements for Mac OS X screenshots and instructions for: <ul style="list-style-type: none">Prepare Your MacInstall the Vulnerable Software Discovery Tool for Mac	N/A

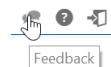
Product Feedback

Have a suggestion for how we can improve this product? Please come share direct feedback with the product team and vote on ideas submitted by other users in our [Customer Community feedback page for Software Vulnerability Manager](#).



Note • You will need your Flexera Customer Community credentials to enter feedback.

You can also submit feedback through the Software Vulnerability Manager user interface by clicking the feedback icon in the upper-right-hand corner of each module.



System Requirements

Software Vulnerability Manager's User Interface will resize and adapt when being used on different devices. You can access the system from anywhere using any device, such as a smartphone or tablet, running Internet Explorer 11 or higher, Chrome, Opera, Firefox, Safari and mobile browsers with an Internet connection capable of connecting to <https://app.flexerasoftware.com>.

Legal Information

Copyright Notice

Copyright © 2018 Flexera.

This publication contains proprietary and confidential information and creative works owned by Flexera and its licensors, if any. Any use, copying, publication, distribution, display, modification, or transmission of such publication in whole or in part in any form or by any means without the prior express written permission of Flexera is strictly prohibited. Except where expressly provided by Flexera in writing, possession of this publication shall not be construed to confer any license or rights under any Flexera intellectual property rights, whether by estoppel, implication, or otherwise.

All copies of the technology and related information, if allowed by Flexera, must display this notice of copyright and ownership in full.

Intellectual Property

For a list of trademarks and patents that are owned by Flexera, see <https://www.flexera.com/producer/company/about/intellectual-property/>. All other brand and product names mentioned in Flexera products, product documentation, and marketing materials are the trademarks and registered trademarks of their respective owners.

Restricted Rights Legend

The Software is commercial computer software. If the user or licensee of the Software is an agency, department, or other entity of the United States Government, the use, duplication, reproduction, release, modification, disclosure, or transfer of the Software, or any related documentation of any kind, including technical data and manuals, is restricted by a license agreement or by the terms of this Agreement in accordance with Federal Acquisition Regulation 12.212 for civilian purposes and Defense Federal Acquisition Regulation Supplement 227.7202 for military purposes. The Software was developed fully at private expense. All other use is prohibited.

Disclaimer

Information in this document is subject to change without notice. Companies, names, and data used in examples herein are fictitious unless otherwise noted. The provision of such information does not represent any commitment on the part of Flexera. Flexera makes no warranty of any kind with regard to this material, including, but not limited to, the implied warranties of merchantability and fitness for a particular purpose. Flexera shall not be liable for errors contained herein or for incidental or consequential damages in connection with the furnishing, performance, or use of this material.

The software described in this document is furnished by Flexera under a license agreement. The software may be used only in accordance with the terms of that license agreement. It is against the law to copy or use the software, except as specifically allowed in the license agreement. No part of this document may be reproduced or retransmitted in any form or by any means, whether electronically or mechanically, including, but not limited to: photocopying, recording, or information recording and retrieval systems, for any purpose other than the purchaser's personal use, without the express, prior, written permission of Flexera.