

AdminStudio 2020 R2 Release Notes

November 2020

Introduction	3
New Features in AdminStudio 2020 R2	3
MSIX Editor	3
New Rules Included in MSIX Conversion Compatibility Tests	4
Updating PowerShell App Deploy Toolkit	4
Package Automation Enhancements	4
Vendor and Version Columns Made Optional While Importing csv Files.....	4
App Subscription Not Allowed When No Match Found	5
New Filters Added for Version in Catalog and Latest Version Column	5
Legacy package will be Shown as EXE Package	5
Ability to Select Publish Package Type	6
Retaining Original Package After Wrapping	7
Support for Windows 10 - 2004	7
Support for ConfigMgr 2002	13
Ability to Select Deployment Type for Distribution Under an Application Node	13
PowerShell Cmdlets Enhancement	14
InstallShield 2020 R2	14
Editions.....	15
System Requirements	22
Compatibility Summary	22
AdminStudio Machine	28
Distribution Systems	29
Application Catalog Database Server	30
AdminStudio Enterprise Server / Workflow Manager Server	31
Automated Application Converter	32
Virtual Machine Requirements	32
Supported Virtual Machine Platforms	33
VMware Requirements.....	33
Microsoft Hyper-V Server Requirements	35
Virtual Machine Image Requirements.....	35
Virtual Technology Requirements.....	36
Downloading AdminStudio Installers	36
AdminStudio 2020 R2 Evaluation Restrictions	37
Resolved Issues.....	37

Legal Information	38
--------------------------------	-----------

Introduction

AdminStudio is the starting point for any software's Operating System Compatibility Assessment, Risk Assessment, Deployments, Updates, New Releases, New Applications, and Windows 10 migrations. More than a packaging tool, AdminStudio arms your IT team with a complete application readiness solution, enabling you to identify and mitigate issues before pulling the deployment trigger. No more surprises.

With AdminStudio, you can:

- Improve service quality and streamline service delivery
- Decrease risk and embrace new technologies faster
- Eliminate mobile application security and compatibility concerns
- Reliably prepare and deploy application virtualization formats
- Integrate seamlessly with leading software deployment systems
- Simplify and unify application management with standardized processes
- Boost efficiency with a central application repository
- Identify application packaging issues in minutes instead of days

New Features in AdminStudio 2020 R2

This section lists the new features that are included in AdminStudio 2020 R2:

- [MSIX Editor](#)
- [New Rules Included in MSIX Conversion Compatibility Tests](#)
- [Updating PowerShell App Deploy Toolkit](#)
- [Package Automation Enhancements](#)
- [Retaining Original Package After Wrapping](#)
- [Support for Windows 10 - 2004](#)
- [Support for ConfigMgr 2002](#)
- [Ability to Select Deployment Type for Distribution Under an Application Node](#)
- [PowerShell Cmdlets Enhancement](#)
- [InstallShield 2020 R2](#)

MSIX Editor

MSIX Editor is a tool which enables you to perform the following tasks on the MSIX packages:

- Open MSIX and Modification packages and get insights into the package.
- Make your desired changes to MSIX packages.

- Save the changes made on a MSIX package as a Modification package.
- Digitally sign MSIX and Modification packages.
- Trace MSIX packages to identify run time issues.
- Apply Package Support Framework fixups to fix run time issues.

For details about using the MSIX Editor, see [Using the MSIX Editor](#).

New Rules Included in MSIX Conversion Compatibility Tests

With this update, in the MSIX Conversion Compatibility Tests the following two new rules has been included.

- Unsupported .Net Framework Version (MSIX006)
- Requires Elevated Privileges (MSIX007)

For more information, see [MSIX Conversion Compatibility Tests](#).

Updating PowerShell App Deploy Toolkit

With this update, you can update the version of PowerShell App Deployment Toolkit. see [Updating PowerShell App Deploy Toolkit](#).

Package Automation Enhancements

AdminStudio 2020 R2 contains several enhancements to the Package Automated to expand its functionality.

- [Vendor and Version Columns Made Optional While Importing csv Files](#)
- [App Subscription Not Allowed When No Match Found](#)
- [New Filters Added for Version in Catalog and Latest Version Column](#)
- [Legacy package will be Shown as EXE Package](#)
- [Ability to Select Publish Package Type](#)

Vendor and Version Columns Made Optional While Importing csv Files

In previous versions, Vendor and Version columns are Mandatory while importing the csv files. With this update, Vendor and Version columns are made optional.

Import Apps List Wizard

Import Apps List from CSV

Specify the location of the source CSV file

D:\Inventory.csv Browse

Map the following product properties to the column name in the csv file

Product Name* Application Name

Product Vendor

Product Version

Next > Cancel Help

App Subscription Not Allowed When No Match Found

With this update, while matching the applications in the **Subscribe** column, if **No Match** is selected in the **Latest Version** column, then subscribing an application for the automation is not allowed.

New Filters Added for Version in Catalog and Latest Version Column

With this update, in matching the applications, under **Version in Catalog** and **Latest Version** column two filter values are added.

- **Matches available**
- **Matches not available**

Matches available

selects the inventory package having at least one matching package in Version in Catalog and Latest Version column.

Matches not available

selects the inventory package having which has no matching package in Version in Catalog and Latest Version column.

Legacy package will be Shown as EXE Package

In Previous version, EXE package was displayed as a Legacy package. With this update legacy package will be shown as EXE package.

Application Catalog Home Analyze Reports Automation Support							
Import Refresh Save Execute Stop Check for New Version Mark as Remove Automation Success Log							
Search Note: The packages marked with an asterisk (*) support full package automation.							
Product Name	Vendor	Version	Version in Catalog	Latest Version	Status	Subscribe	Source
<input type="checkbox"/> Wireshark 3.0.0 64-bit	The Wireshark develo...		● No Match	● No Match	No Match	No	Inventory (T) (1) ...
<input type="checkbox"/> FireFox	Mozilla		● No Match	● No Match <input type="radio"/> Firefox (Dutch) (x86) 82.0_EXE* <input type="radio"/> Firefox (French) (x86) 82.0_EXE* <input type="radio"/> Firefox (Italian) (x86) 82.0_EXE* <input type="radio"/> Firefox (Czech) (x86) 82.0_EXE*	No Match	No	Inventory (T) (1) ...
<input type="checkbox"/> WinZip	Corel Corporation		● No Match	● No Match <input type="radio"/> WinZip (x86) 25.0.14273_MSI* <input type="radio"/> WinZip (x64) 25.0.14273_MSI*	No Match	No	Inventory (T) (1) ...
<input type="checkbox"/> WinRAR	win.rar GmbH		● No Match	● No Match	No Match	No	Inventory (T) (1) ...
<input type="checkbox"/> VLC media player	VidoolAN		● No Match	● No Match <input type="radio"/> VLC media player (x86) 3.0.11_EXE* <input type="radio"/> VLC media player (x64) 3.0.11_EXE* <input type="radio"/> VLC media player (x86) 3.0.11.0_MSI* <input type="radio"/> VLC media player (x64) 3.0.11.0_MSI*	No Match	No	Inventory (T) (1) ...
<input type="checkbox"/> Skype for Business	Microsoft		● No Match	● No Match <input type="radio"/> Skype for Business 8.65.0.78_MSI*	No Match	No	Inventory (T) (1) ...
<input type="checkbox"/> Paint.NET	Paint.NET		● No Match	● No Match	No Match	No	Inventory (T) (1) ...
<input type="checkbox"/> Photos	Microsoft Corporation		● No Match	● No Match	No Match	No	Inventory (T) (1) ...
<input type="checkbox"/> PaintShop Pro	Corel		● No Match	● No Match <input type="radio"/> PaintShop Pro X7 17.1.0.72_EXE <input type="radio"/> PaintShop Pro X7 SP3 17.3.0.30_EXE <input type="radio"/> PaintShop Pro X8 SP2 18.2.0.0_EXE	No Match	No	Inventory (T) (1) ...

Ability to Select Publish Package Type

With this update, a user can select the Publish Package Type for publish action.

Options

☐ General options

- General
- ☒ Import Options
 - Test Center
 - Windows Installer Validation
 - ACE Tests
 - Mobile Tests
 - Plugin Options
 - Wrap Options
 - Package Feed Options
- ☐ Server Options
 - Distribution System
 - Microsoft ACT
- ☐ Package Automation Options
 - Configure Actions
 - Schedule Automation
 - Notifications
- ☐ Flexera Integration
 - ☐ Flexera Service Gateway (FSG)
 - AdminStudio services via FSG

Configure Actions

Select action to configure: Publish

Distribution System:

Destination Group:

Publish Package Type:
 ☒ Original Package
☐ Wrapper Package
☐ Converted Package

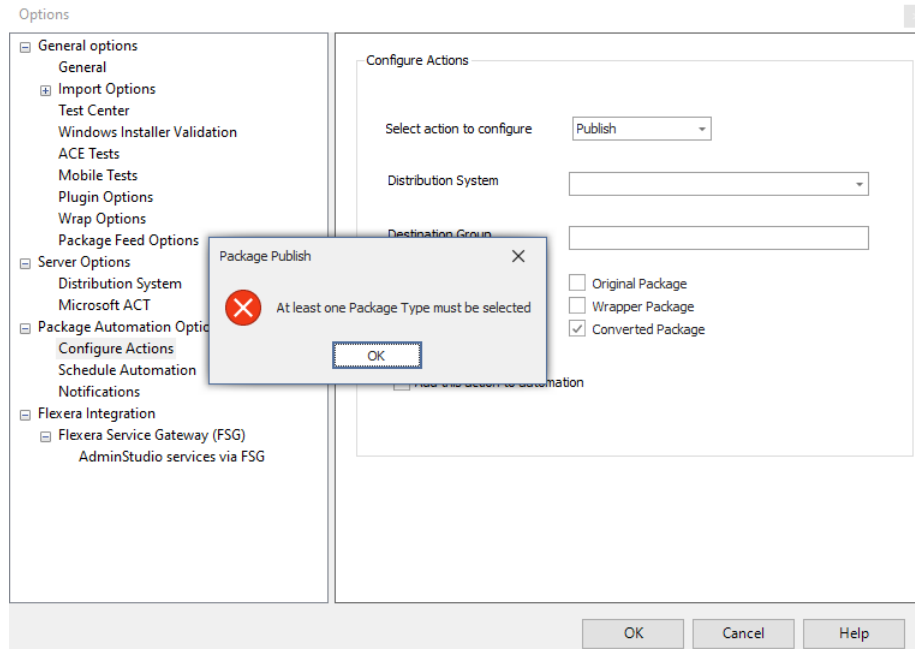
☐ Add this action to automation

OK

Cancel

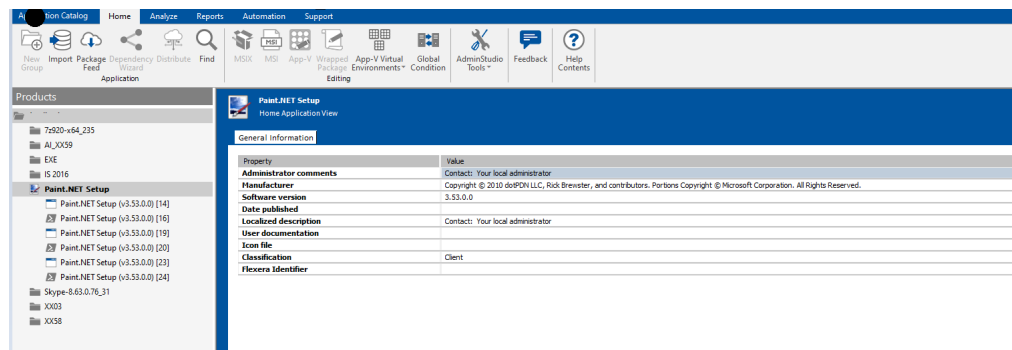
Help

At least one Publish Package Type should be selected for publish action. Otherwise error pop up will be shown to select at least single publish package type. Previous value selection will be retained.



Retaining Original Package After Wrapping

With this update, Original package will be retained after wrapping and it can be wrapped multiple times to PowerShell and Exe Wrapper Packages under an application.



Support for Windows 10 - 2004

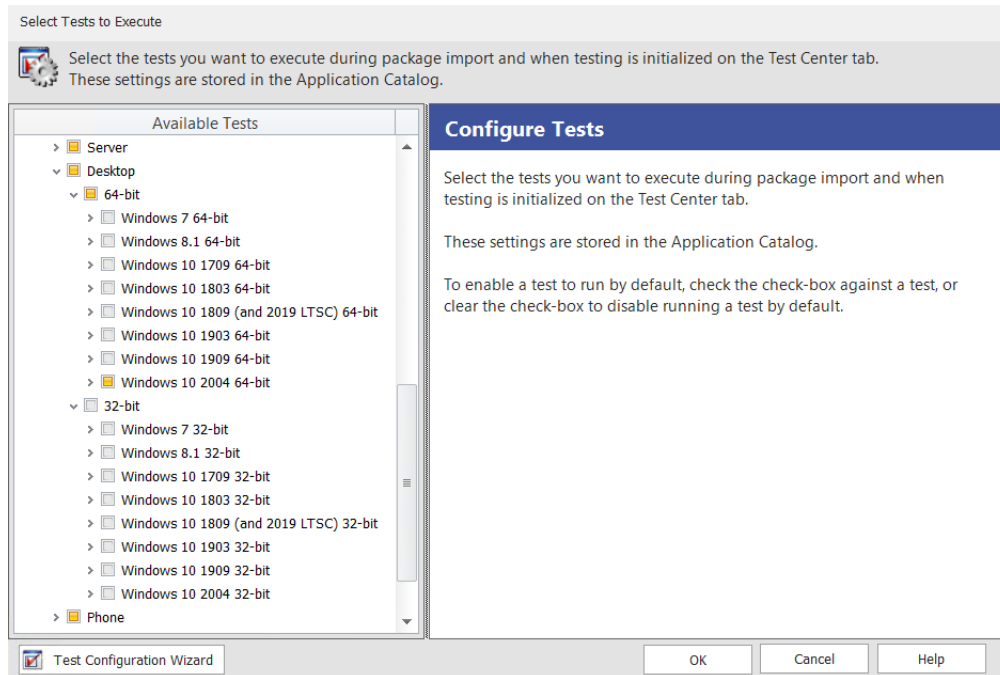
In AdminStudio 2020 R2, you can run application's compatibility testing against the new Windows 10 2004 version for the applications in your catalog.

The new Windows 10 2004 version will appear in the following:

- [Test Selection Wizard](#)
- [Analyze Tab](#)
- [Reports Tab](#)

Test Selection Wizard

In AdminStudio 2020 R2, you can select Windows 10-2004 build in the Test selection wizard to test the operating system compatibility.

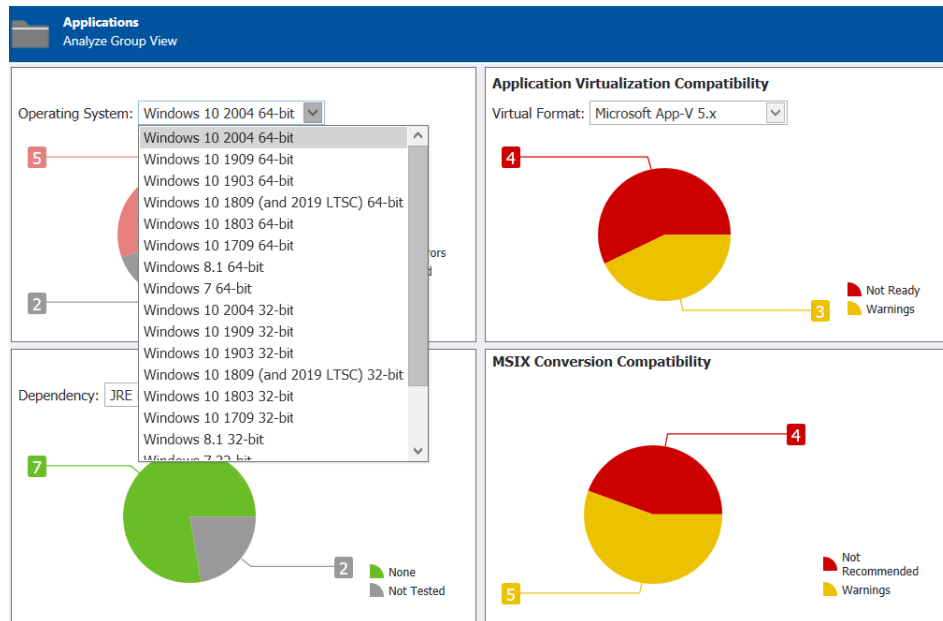


Analyze Tab

In AdminStudio 2020 R2, you can view the operating system compatibility details for Windows 10-2004 in the following places:

Group Chart View

In AdminStudio 2020 R2, you can select Windows 10-2004 in the operating system compatibility chart view.



Summary View

In AdminStudio 2020 R2, you can view the package summary for Windows 10-2004 in the operating system compatibility tab.

Supportability Risks	
Summary	
Test Category	Overall Assessment
Operating System Compatibility	×
Windows 10 2004 32-bit	×
Windows 10 1909 32-bit	×
Windows 10 1903 32-bit	×
Windows 10 1809 (and 2019 LTSC) 32-bit	×
Windows 10 1803 32-bit	×
Windows 10 1709 32-bit	×
Windows 8.1 32-bit	●
Windows 7 32-bit	●
Windows 10 2004 64-bit	×
Windows 10 1909 64-bit	×
Windows 10 1903 64-bit	×
Windows 10 1809 (and 2019 LTSC) 64-bit	●
Windows 10 1803 64-bit	●
Windows 10 1709 64-bit	●

Detail View

In AdminStudio 2020 R2, you can view the result summary for Windows 10-2004 in the operating system compatibility tab.

Windows 10 2004 32-bit		52 Tests Executed	2 Errors	300 Warnings	0 Issues Suppressed	302 Total	43 Auto-Fix Available
Severity	Message						
ON	5401 - Unsupported 32-bit Windows Help Files: The Windows Installer database is scanned for the presence of 32-bit Windows Help files (.hlp).	Count: 1					
ON	5402 - Unmanifested Control Panel (.cpl) Files (User Account Control): The Windows Installer database is scanned for the presence of unmanifested Control Panel (.cpl) files.	Count: 1					
ON	5405 - Deferred Execution Custom Action Context: The Windows Installer database is scanned for the presence of any deferred execution custom actions that are not running in system context.	Count: 18					
ON	5412 - Junction Points: The Windows Installer database is scanned for the usage of changed or obsolete junction points in the following tables: CustomAction, IniFile, Registry, RemoveIniFile, ServiceControl, ServiceInstall, Shortcut, Environment.	Count: 5					
ON	5417 - Unsupported 16-bit Files: The Windows Installer database is scanned for the presence of components containing 16-bit files. Scanned file extensions are: exe, dll, sys, drv, ocx, cpl, src.	Count: 2					
ON	5419 - Self-Update Functionality (User Account Control): The Windows Installer database is scanned for the presence of unmanifested executables that are recognized as installers, updaters or patchers. Heuristic analysis scans files matching any of the following criteria: "update".exe, "SETUP".exe, "install".exe, "unins".exe, or "patch".exe for their User Account Control awareness.	Count: 1					
ON	5420 - Standard User Changes (User Account Control): The Windows Installer database is scanned for the presence of .exe files (other than installers/updaters) that cause the User Account Control (UAC) prompt to be displayed.	Count: 25					
ON	5422 - Deprecated API Calls: The Windows Installer database is scanned for references to deprecated API calls. Scanned file extensions are: exe, dll, sys, src, drv, cpl, ocx.	Count: 157					
ON	5427 - Hard-Coded Paths: The Windows Installer database is scanned for hard-coded paths in the following tables: Registry, IniFile, Shortcut, ServiceControl, ServiceInstall and CustomAction (excluding script-based custom actions).	Count: 1					

Reports Tab

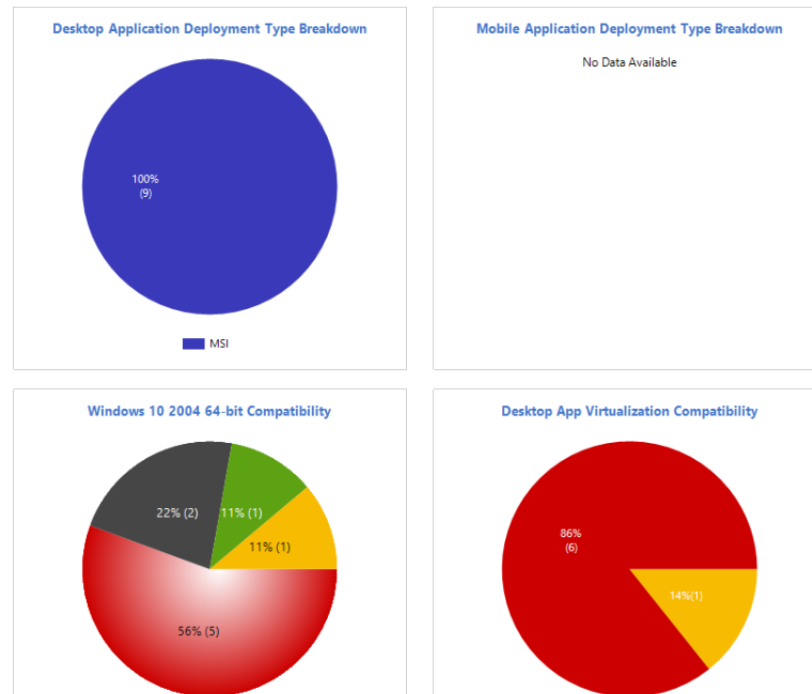
In AdminStudio 2020 R2, you can see the operating system compatibility for Windows 10-2004 in the following reports:

Application Readiness Dashboard Report

In AdminStudio 2020 R2, you can see the operating system compatibility for Windows 10-2004 in Application Readiness Dashboard report.

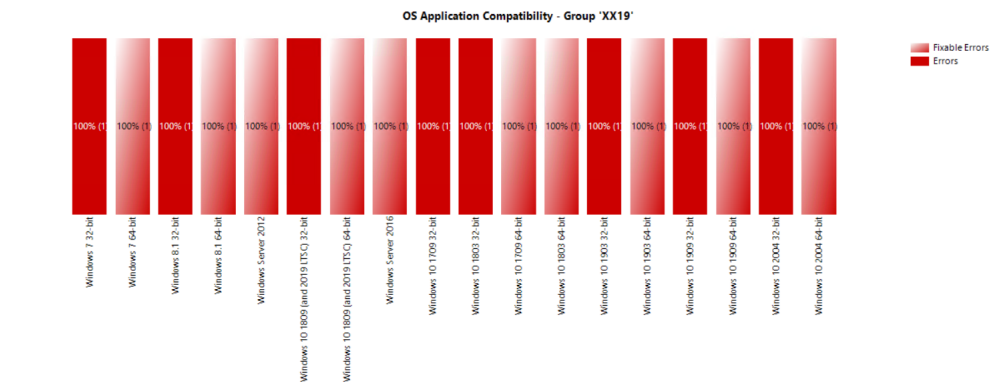
This report shows the deployment type breakdown of the applications in your Application Catalog as well as results of operating system and virtualization compatibility testing for desktop applications. It also shows the results of Windows Installer and App-V best practice testing.

Note: To open more detailed reports, click the links in the charts below.



Operating System Compatibility Group Dashboard Report

In AdminStudio 2020 R2, you can see the overall status of operating system application compatibility testing for group applications containing 5 packages in Operating System Compatibility Group Dashboard Report.



Overall Package Testing Results Report

In AdminStudio 2020 R2, you can see the overall test results for Windows installer packages for Windows 10-2004 in Overall Package Testing Results Report.

Overall Test Results for Windows Installer Packages

In this report, an icon indicates the test status of each Windows installer package in the Application Catalog for all Test Center test categories, including OS compatibility, application virtualization, compatibility, Windows installer best practices, and conflict testing. Click on a row to see historical information for a package.

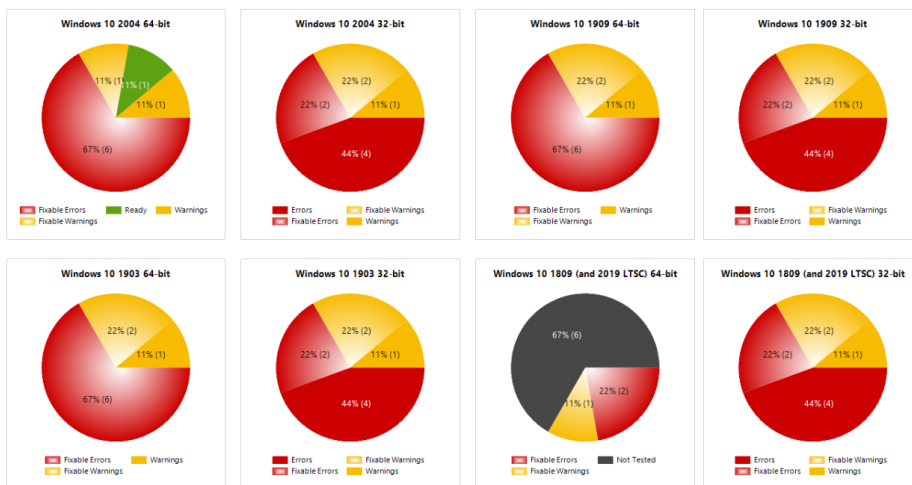
Package Name	Windows 10 2004 64-bit	Windows 10 2004 32-bit	Windows 10 1909 64-bit	Windows 10 1909 32-bit	Windows 10 1809 64-bit	Windows 10 1809 32-bit	Windows 10 1809 (and 2019 LTSC) 64-bit	Windows 10 1809 (and 2019 LTSC) 32-bit	Windows 10 1709 64-bit	Windows 10 1709 32-bit	Windows 10 1903 64-bit	Windows 10 1903 32-bit	Windows 8.1 64-bit	Windows 8.1 32-bit	Windows 7 64-bit	Windows 7 32-bit	Windows 2012	Windows 2016	Microsoft app-v 6	Microsoft app-v 5	Microsoft app-v 4	Microsoft app-v 3	Chrome Enterprise	Google Chrome	Google Chrome	Google Chrome	Google Chrome
Firefox	🟡	🟡	🟡	🟡	🟡	🟡	🟡	🟡	🟡	🟡	🟡	🟡	🟡	🟡	🟡	🟡	🟡	🟡	🟡	🟡	🟡	🟡	🟡	🟡	🟡	🟡	
Microsoft ActiveSync	🔴	🔴	🔴	🔴	🔴	🔴	🔴	🔴	🔴	🔴	🔴	🔴	🔴	🔴	🔴	🔴	🔴	🔴	🔴	🔴	🔴	🔴	🔴	🔴	🔴	🔴	
SafeSign	🔴	🔴	🔴	🔴	🔴	🔴	🔴	🔴	🔴	🔴	🔴	🔴	🔴	🔴	🔴	🔴	🔴	🔴	🔴	🔴	🔴	🔴	🔴	🔴	🔴	🔴	
My Database Home-1	🟡	🟡	🟡	🟡	🟡	🟡	🟡	🟡	🟡	🟡	🟡	🟡	🟡	🟡	🟡	🟡	🟡	🟡	🟡	🟡	🟡	🟡	🟡	🟡	🟡	🟡	
ProCurve MAC Endpoint Integrity Agent	🟡	🟡	🔴	🔴	🔴	🔴	🔴	🔴	🟡	🟡	🟡	🟡	🟡	🟡	🟡	🟡	🟡	🟡	🟡	🟡	🟡	🟡	🟡	🟡	🟡	🟡	
Malware VirusScan	🔴	🔴	🔴	🔴	🔴	🔴	🔴	🔴	🔴	🔴	🔴	🔴	🔴	🔴	🔴	🔴	🔴	🔴	🔴	🔴	🔴	🔴	🔴	🔴	🔴	🔴	
ForceReboot	🟢	🟡	🟡	🟡	🟡	🟡	🟡	🟡	🟡	🟡	🟡	🟡	🟡	🟡	🟡	🟡	🟡	🟡	🟡	🟡	🟡	🟡	🟡	🟡	🟡	🟡	

Windows Desktop OS Compatibility Dashboard Report

In AdminStudio 2020 R2, you can see the compatibility issues in pie chart format for Windows 10-2004 in Windows Desktop OS Compatibility Dashboard Report.

Operating System Application Compatibility

This report shows the overall status of operating system application compatibility testing for each operating system. Each slice shows the number of packages in a status category. To see a list of the packages in a specific status category, click on that slice.

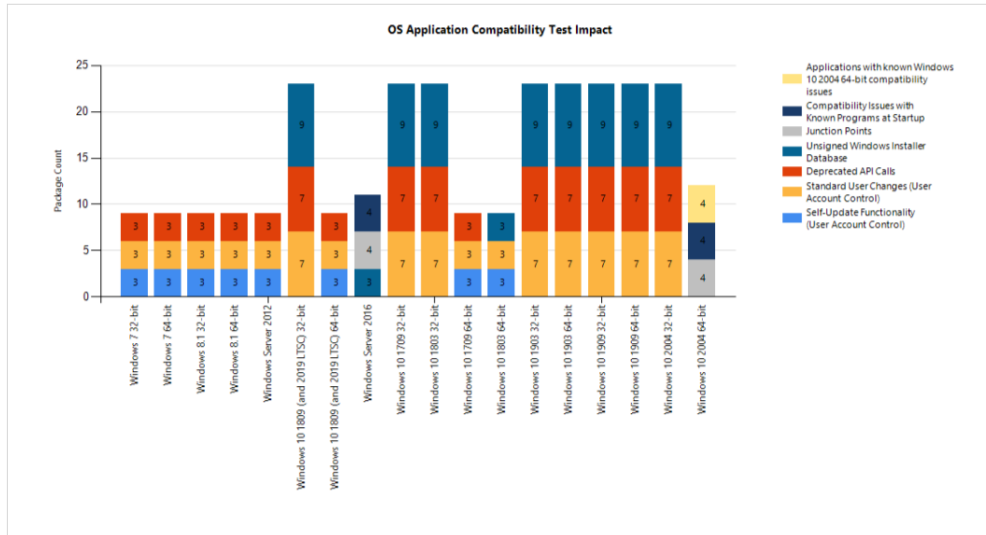


Test Impact Report

In AdminStudio 2020 R2, you can see the reports of three OS compatibility tests for Windows 10-2004 in Operating System Compatibility by Test Impact Report.

Operating System Compatibility By Test Impact

This report shows the top 3 OS compatibility tests that have detected issues in the most packages. Click on the chart to see more detailed information for a specific operating system.

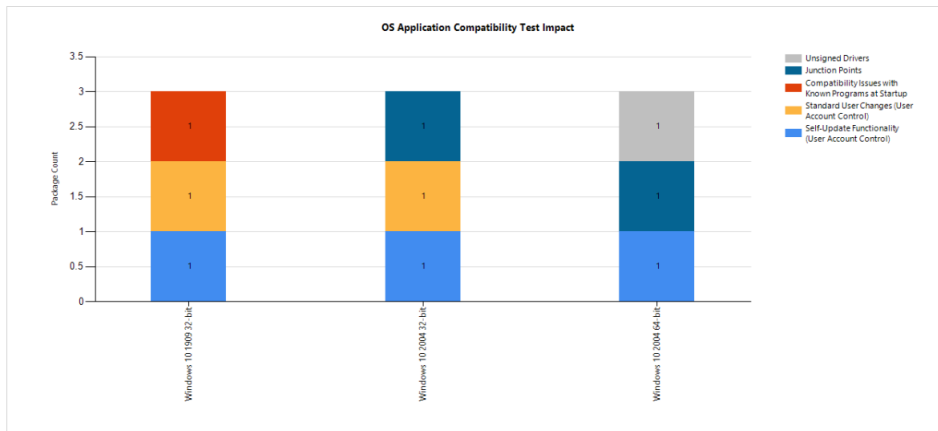


Test Suppression Report

In AdminStudio 2020 R2, you can see the Windows 10-2004 for three tests that have been suppressed in Operating System Compatibility by Test Suppression Report.

Operating System Compatibility Test Suppression Report

This report shows the top 3 tests that have been suppressed for the most packages. Click on the chart to see more detailed information for specific operating systems.

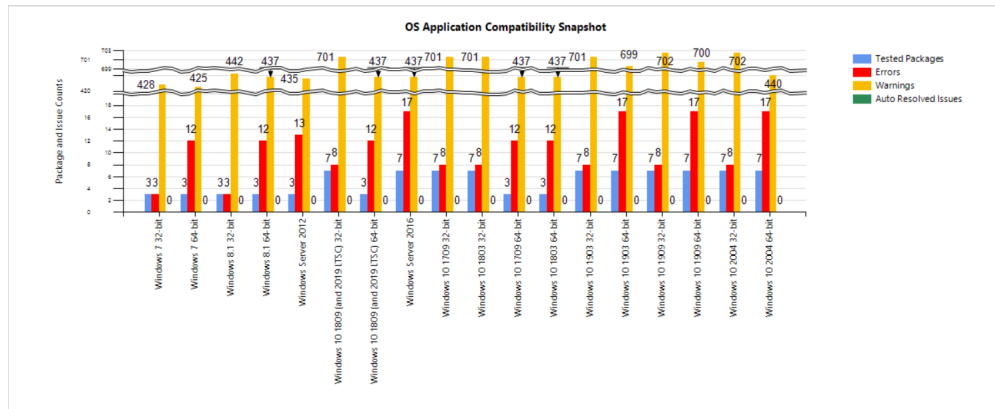


Snapshot Analysis Report

In AdminStudio 2020 R2, you can see the compatibility testing error and warning for Windows 10-2004 in Operating System Compatibility Snapshot Analysis Report.

Operating System Application Compatibility Snapshot Analysis

This report shows the total operating system application compatibility testing error and warning status. Click on the chart to view historical snapshots for the selected operating system.



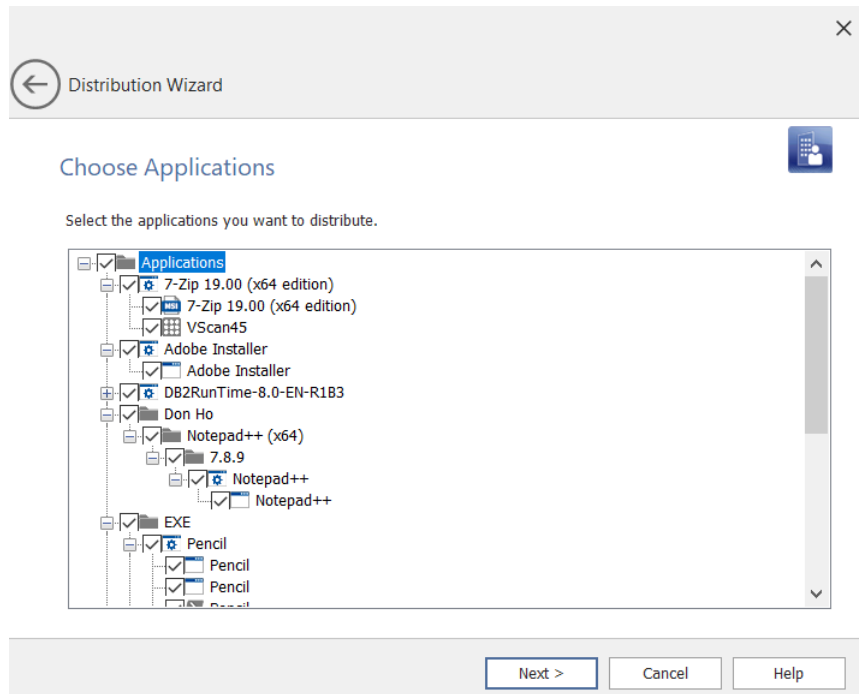
Support for ConfigMgr 2002

In AdminStudio 2020 R2, you can distribute the following deployment types to the distribution system ConfigMgr 2002.

- Windows Installer
- App-V (4.x and 5.0)
- Apple iOS (binary file and public store)
- Google Android (binary file and public store)
- Legacy installer
- PowerShell wrapped packages (.ps1)
- MSIX Package


Ability to Select Deployment Type for Distribution Under an Application Node

With this update, You can select individual package under an **Application Node** which needs to be published to the desired Distribution System.



PowerShell Cmdlets Enhancement

In AdminStudio 2020 R2, the following new PowerShell Cmdlets parameter has been added to publish the package.

Parameters	Description
PackageIDs	<p>Specify the PackageIDs of the application that you are publishing.</p> <p>Example:</p> <pre>Invoke-ASPublish-ConnectionName "SCCM12"-ApplicationID 35 - PackageIDs "75,80" -TargetGroup "Applications\Marketing"- Password "ABC1234"</pre> <p></p> <p>Note • It is an optional parameter. If you do not specify PackageIDs parameter then entire application will be published.</p>

InstallShield 2020 R2

For more information on InstallShield 2020 R2 Release Notes, see the [InstallShield 2020 Release Notes](#).

Editions

AdminStudio 2020 R2 is available in Standard, Professional, and Enterprise Editions. The following table lists the tools and features available in each of AdminStudio's editions.

Edition	Feature Type	Tools	Functionality
STANDARD	General	Repackager	Repackage applications into Windows Installer format Perform basic ISO tagging, including creation of tag files
		Package Distribution Wizard	Prepare packages for distribution
		InstallShield 2020 R2 (Professional Edition)	Customize Windows Installer packages by either directly editing them or by creating transforms
		Tuner	Customize Windows Installer packages by creating transforms
		Application Isolation Wizard	Resolve component versioning conflicts
	Application Virtualization	Automated Application Converter (Single Application Version)	Convert a package to a virtual application in the following formats:
		Conversion Wizard (Single Application Version)	<ul style="list-style-type: none"> Microsoft App-V (4.x and 5.1) Citrix XenApp VMware ThinApp (4.x and 5.x) Convert one package at a time
		Virtual Package Editor	Edit App-V packages
		MSIX Editor	Edit MSIX packages
		Microsoft App-V Assistant	Create a customized virtual package from an InstallShield project
		ThinApp Assistant	
		Citrix Assistant	

Edition	Feature Type	Tools	Functionality
PROFESSIONAL	Same as Standard Edition , plus:		
	General	Application Manager / Home Tab	<p>Manage applications in an Application Manager database</p> <p>Manage a package's ConfigMgr (Formerly Called as Software Center Configuration Manager) (2012 or ConfigMgr 2002) and Symantec Altiris Client Management Suite deployment data</p> <p>View an application's ConfigMgr (Formerly Called as Software Center Configuration Manager) (2012 or ConfigMgr 2002) deployment status</p> <p>Perform advanced ISO tag file creation, editing, and storage</p>
		Application Manager / Analyze Tab	<p>Perform tests in the following categories:</p> <ul style="list-style-type: none"> Windows Installer Internal Consistency Evaluators Windows Installer Best Practices Application Conflicts <p>Test and fix one package at a time</p>
		Distribution Wizard	<p>Publish applications to ConfigMgr (Formerly Called as Software Center Configuration Manager) (2012 or ConfigMgr 2002) and Symantec Altiris Management Server.</p>
		OS Snapshot Wizard	<p>Capture basic operating system configuration in an OS Snapshot, which can be imported into the Application Manager to check for potential OS conflicts</p>
		QualityMonitor	<p>Perform Windows Installer testing, including testing in a locked down environment</p>
		Automated Application Converter	<p>Automatically repackage a legacy package (.exe) into a Windows Installer package (.msi)</p>
		(Single Application Version)	<p>Repackage one package at a time</p>
		Conversion Wizard	
		(Single Application Version)	
		Test on Virtual Machine Wizard	<p>Automatically launch a specified virtual machine and install a selected Windows Installer (.msi), App-V package (.appv), or installation executable (.exe) package for testing.</p>

Edition	Feature Type	Tools	Functionality
PROFESSIONAL (Continued)	Application Virtualization	Enhancements to Application Manager / Home Tab	<p>Import virtual packages into Application Manager</p> <p>View virtual package data in Application Manager</p> <p>Manage ConfigMgr (Formerly Called as Software Center Configuration Manager) (2012 or ConfigMgr 2002) deployment data for App-V 4.x and 5.1 packages</p> <p>Manage Citrix XenApp Server deployment data for Citrix XenApp profiles and App-V 4.x packages</p> <p>Manage Symantec Altiris Client Management Suite deployment data for Symantec Workspace and VMware ThinApp packages</p> <p>Manage App-V Server deployment data for App-V 4.x and 5.1 packages</p>
		Enhancements to Application Manager / Analyze Tab	<p>Test packages for compatibility to be virtualized to App-V, ThinApp, and XenApp formats</p> <p>Test App-V packages for best practices</p> <p>Test App-V packages for conflicts with other packages</p>
		Enhancements to Distribution Wizard	<p>Publish applications containing App-V 4.x and 5.1 packages to Microsoft App-V Server</p> <p>Publish applications containing App-V packages to ConfigMgr (Formerly Called as Software Center Configuration Manager) (2012 or ConfigMgr 2002) and Citrix XenApp Server</p> <p>Publish applications containing Citrix XenApp profiles and App-V 4.x packages to Citrix XenApp Server</p> <p>Publish applications containing Symantec Workspace and VMware ThinApp packages to Symantec Altiris Client Management Suite Server</p>

Edition	Feature Type	Tools	Functionality
PROFESSIONAL (Continued)	Application Compatibility Testing	Enhancements to Application Manager / Analyze Tab	<p>Test packages for compatibility with the following operating systems:</p> <ul style="list-style-type: none"> Windows 7 (32-bit and 64-bit) Windows 8.1 (32-bit and 64-bit) Windows 10 1903 (32 bit and 64 bit) Windows 10 1909 (32 bit and 64 bit) Windows 10 1709 (32 bit and 64 bit) Windows 10 1803 (32 bit and 64 bit) Windows 10 1809 (and 2019 LTSC) (32 bit and 64 bit) Windows 10 2004 (32 bit and 64 bit) Windows Server 2008 R2 Windows Server 2012 and 2012 R2 Windows Server 2016 <p>On the Operating System Compatibility tab of the Analyze Deployment Type View, you can see detailed data for only the last package tested; for all other packages in the Application Manager, this tab is blank (even if the package has been previously tested)</p> <p>Ability to display Microsoft Application Compatibility Toolkit (ACT) database test results on ACT Summary tab of the Analyze Deployment Type View</p>
	Mobile App and macOS Support	Enhancements to Application Manager / Home Tab	<ul style="list-style-type: none"> Import of the following macOS desktop applications into the Application Manager: <ul style="list-style-type: none"> Apple installer package (.pkg file) Apple disk image (.dmg file) Mac App Store app (public store link) Import of the following mobile app formats into the Application Manager: <ul style="list-style-type: none"> Apple iOS mobile apps (local and public store link) Google Android mobile apps (local and public store link) Microsoft Windows Store mobile apps (local and public store link)

Edition	Feature Type	Tools	Functionality
PROFESSIONAL (Continued)	Mobile App and macOS Support (Continued)	Enhancements to Application Manager / Home Tab (Continued)	<ul style="list-style-type: none"> ● Ability to import iOS Enterprise Policy Configuration files, view their settings, and determine the policy compatibility of iOS mobile apps. ● Ability to view iOS and Android mobile app reporting on feature use, device compatibility, and OS compatibility. ● Ability to customize Apple Installer Package PKG installer settings ● Ability to view deployment data for Windows Store mobile apps, including detection methods and framework customizations ● Ability to manage AirWatch Server deployment data for both Apple iOS and Google Android mobile apps (local and public store link) ● Ability to view and modify Casper deployment settings for macOS desktop applications
		Enhancements to Application Manager / Analyze Tab	<ul style="list-style-type: none"> ● Test Apple iOS mobile apps for best practices ● Test Apple iOS, Microsoft Windows, and Google Android mobile apps for risk assessment ● Test Apple iOS, Microsoft Windows, and Google Android mobile apps for operating system compatibility ● Test macOS desktop applications (.pkg, .dmg, and Mac App Store apps) for operating system compatibility and best practices
		Enhancements to Distribution Wizard	<p>Ability to publish applications containing the following mobile app formats to ConfigMgr (Formerly Called as Software Center Configuration Manager) (2012 R2 or ConfigMgr 2002) and AirWatch Server:</p> <ul style="list-style-type: none"> ● Apple iOS mobile apps (local and public store link) ● Google Android mobile apps (local and public store link) <p>Ability to publish applications containing the following mobile app format to ConfigMgr (Formerly Called as Software Center Configuration Manager) (2012 R2 or ConfigMgr 2002):</p> <ul style="list-style-type: none"> ● Windows Store (local and public store link) ● Microsoft UWP app packages (.appx)

Edition	Feature Type	Tools	Functionality
ENTERPRISE	Same as Professional Edition , plus:		<p>Ability to publish applications containing the following package formats to JAMF Casper Suite:</p> <ul style="list-style-type: none"> • Mac App Store app (public store link) • Apple installer package (.pkg file) • Apple disk image (.dmg file)
	General	InstallShield 2020 R2 (Premier Edition instead of Professional Edition)	Advanced customization of Windows Installer packages by either directly editing them or by creating transforms
		Application Manager / Reports Tab	Advanced reports including detailed summary and dashboard reports on Analyze test results, package data, and deployment information
		Platform API	Use to integrate your existing .NET applications or scripting environments like Microsoft PowerShell with AdminStudio
		Software Repository	Secure storage system for AdminStudio package data, including version management
		Reports (Web Tool)	Generate reports on packages stored in the Application Manager, including reports using custom SQL queries
		Security Console (Web Tool)	<p>Manage AdminStudio user accounts and directory services</p> <p>Manage AdminStudio roles and permissions</p>
		Automated Application Converter (Multiple Application Version)	Automatically repackage legacy packages (.exe) into Windows Installer packages (.msi)
		Conversion Wizard (Multiple Application Version)	Ability to perform automated repackaging of multiple packages at a time
	Application Virtualization	Automated Application Converter (Multiple Application Version)	Ability to perform automated conversion of multiple packages at a time
		Conversion Wizard (Multiple Application Version)	

Edition	Feature Type	Tools	Functionality
ENTERPRISE (Continued)	Application Virtualization (Continued)	Enhancements to Application Manager / Reports	Includes the Application Virtualization Compatibility Dashboard report The Application Readiness Dashboard includes an Application Virtualization Compatibility summary chart and App-V Best Practices and App-V Conflicts test results summary charts.
	Application Compatibility Testing	Enhancements to Application Manager / Analyze Tab	Ability to test and fix multiple packages or groups of packages simultaneously Ability to view package-level test details for Operating System Compatibility and Browser Compatibility tests for all packages in the Application Manager, not just the last one tested Import of web applications and web deploy packages into the Application Manager Test web applications for compatibility with the following browsers: <ul style="list-style-type: none"> ● Internet Explorer 11 ● Microsoft Edge Test web deploy packages for compatibility with the following platforms: <ul style="list-style-type: none"> ● Windows Server 2012 R2 ● Windows Server 2016 ● Microsoft Azure Application Services Test web deploy packages for best practices. Test web deploy packages for browser compatibility.
		Enhancements to Application Manager / Reports	Display of Microsoft ACT database test results on the Reports tab
		Enhancements to Platform API	Ability to use the Test-ASPackage and Resolve-ASPackage Platform API commands to perform batch package testing and issue resolution.

System Requirements

This section lists the requirements for the AdminStudio machine, Application Catalog database server, Web server, and virtual machines.

- [Compatibility Summary](#)
- [AdminStudio Machine](#)
- [Distribution Systems](#)
- [Application Catalog Database Server](#)
- [AdminStudio Enterprise Server / Workflow Manager Server](#)
- [Automated Application Converter](#)

Compatibility Summary

AdminStudio 2020 R2 supports the following versions of the listed software.

Category	Item	Supported Versions
Operating System for: <ul style="list-style-type: none">• AdminStudio• Standalone Repackager• Standalone Tuner	Microsoft Windows	<ul style="list-style-type: none">• Windows 7• Windows 8.1• Windows 10 1709 (32 bit and 64 bit)• Windows 10 1803 (32 bit and 64 bit)• Windows 10 1809 (and 2019 LTSC) (32 bit and 64 bit)• Windows 10 1903 (32 bit and 64 bit)• Windows 10 1909 (32 bit and 64 bit)• Windows 10 2004 (32 bit and 64 bit)• Windows Server 2008 R2• Windows Server 2012• Windows Server 2012 R2• Windows Server 2016• Windows Server 2019
AdminStudio Web Server Operating System (AdminStudio Enterprise Server, AdminStudio Inventory and Rationalization, Workflow Manager)	Microsoft Windows Server	<ul style="list-style-type: none">• Windows Server 2008 R2• Windows Server 2012• Windows Server 2012 R2• Windows Server 2016• Windows Server 2019

Category	Item	Supported Versions
Application Catalog Database	Microsoft SQL Server	● 2008 R2
		● 2012
		● 2016
		● 2017
		● 2019
Flexera Software Product Integration	FlexNet Manager Platform / FlexNet Manager Suite (On Premises)	9.2 SP1 or later
	FlexNet Manager Suite (Cloud)	2014 or later
	App Portal	7.5.3 or later
	Workflow Manager	2015 or later
	Flexera Service Gateway	1.0 or later
Virtual Machines for Virtualization	VMware Workstation	6.5 or later
	VMware ESXi	VMware ESX/ESXi Server, Version 5.5 or later
	VMware vSphere	5.5
	Microsoft Hyper-V Server	2008 R2 or later
Virtual Formats	App-V	App-V 4.5 through 5.1
	VMware ThinApp	4.x and 5x
Microsoft App-V Sequencer	App-V Sequencer	5.1

Category	Item	Supported Versions
Desktop Distribution (Applications)	ConfigMgr (Formerly Called as Software Center Configuration Manager)	2007, 2012 R2, 2012 R2 SP1, ConfigMgr 2002
	Microsoft App-V Server	5.1
	Symantec Altiris Client Management Suite	7.5
	Citrix XenApp Server	6.5
Desktop Distribution (Packages)	Novell ZENworks Configuration Management	10 and 11
	LANDESK Management Suite	9
	ConfigMgr (Formerly Called as Software Center Configuration Manager)	2007, 2012 R2, 2012 R2 SP1, ConfigMgr 2002
	Altiris Notification Server	6.5
	Marimba NCP	4.7.2
Mobile Distribution	AirWatch Server	6.5
	Microsoft App-V Server	5.1
	ConfigMgr (Formerly Called as Software Center Configuration Manager)	2012 R2, 2012 R2 SP1, ConfigMgr 2002





Category	Item	Supported Versions
Desktop Operating Systems Supported for compatibility testing	Windows	<ul style="list-style-type: none"> 7 (32-bit and 64-bit) 8.1 (32-bit and 64-bit) 10 1709 (32 bit and 64 bit) 10 1803 (32 bit and 64 bit) 10 1809 (and 2019 LTSC) (32 bit and 64 bit) 10 1903 (32 bit and 64 bit) 10 1909 (32 bit and 64 bit) 10 2004 (32 bit and 64 bit)
	Windows Server	<ul style="list-style-type: none"> 2008 R2 2012 2016
	Mac OS	<ul style="list-style-type: none"> 10.11 (El Capitan) 10.12 (Sierra)
Mobile Operating Systems Supported for compatibility testing	Apple iOS	<ul style="list-style-type: none"> 6 (32-bit) 7 (32-bit and 64-bit) 8 (32-bit and 64-bit) 9 (32-bit and 64-bit) 10 (32-bit and 64-bit)
	Google Android	<ul style="list-style-type: none"> 4.1 Jelly Bean 4.2 Jelly Bean 4.3 Jelly Bean 4.4 KitKat 5.0 Lollipop 6.0 Marshmallow 7.0 Nougat
	Windows Phone	<ul style="list-style-type: none"> 8.1 10
Internet Browsers Supported for browser compatibility testing	Microsoft Internet Explorer	11
	Microsoft Edge	Current version

Category	Item	Supported Versions
Internet Browsers For viewing AdminStudio Enterprise Server, AdminStudio Inventory and Rationalization, and Workflow Manager	Mozilla Firefox	Firefox for Windows 25.0 or later
	Google Chrome	Chrome for Windows 33.0 or later
	Microsoft Internet Explorer	Microsoft Internet Explorer 9.0 or later
	Microsoft Edge	Current version
	Apple Safari	Safari for Mac OS X and iOS

Category	Item	Supported Versions
Mobile Devices	Apple iOS Devices	<ul style="list-style-type: none"> ● iPad WiFi ● iPad 2 3G and iPad 2 WiFi ● iPad Third Gen and iPad Third Gen 4G ● iPad Fourth Gen and iPad Fourth Gen 4G ● iPad Fifth Gen and iPad Fifth Gen 4G ● iPad Sixth Gen and iPad Sixth Gen LTE ● iPad Pro 9.7, 9.7 LTE ● iPad Pro 12.9, 12.9 LTE ● iPad Mini ● iPad Mini 3 and iPad Mini 3LTE ● iPad Mini 4G ● iPad Mini 4 and 4LTE ● iPad Mini Retina and iPad Mini Retina 4G ● iPhone 4S ● iPhone 5, iPhone 5c, and iPhone 5s ● iPhone 6 and iPhone 6 Plus ● iPhone 6s and iPhone 6s Plus ● iPhone SE
	Google Android Devices	<ul style="list-style-type: none"> ● Samsung Galaxy Grand 2 ● Google Nexus 5, 5X, 6, 6P, 9 ● Samsung Galaxy Note 2, 3, 4, 5, 6, 7 ● Samsung Galaxy Note Pro ● Samsung Galaxy S4, S5, S7 ● Samsung Galaxy Tab S2, 3
	Windows Phone Devices	<ul style="list-style-type: none"> ● Microsoft Lumia535 ● Microsoft Lumia 930 ● Microsoft SurfacePro 3
API	PowerShell	4.x
Application Compatibility	Microsoft Application Compatibility Toolkit (ACT)	5.6

AdminStudio Machine

The following table lists the recommended system configuration for a machine running AdminStudio.

Item	Description
Processor	32-bit or 64-bit processor at 2 GHz or greater  Note • All of the AdminStudio tools run on 64-bit Windows operating systems. To repackage 64-bit applications or create 64-bit App-V packages, install AdminStudio on a 64-bit Windows operating system. It should be minimum of dual core processor.
RAM	4 GB
Hard Disk	4 GB of free space
Display	Designed for XGA at 1024 x 768 resolution or higher  Note • For the best user experience, a monitor resolution of 1920 x 1080 or greater is recommended.
MSXML	MSXML 6.0  Note • MSXML is installed by the AdminStudio installer.
Operating Systems	<ul style="list-style-type: none">• Windows 7• Windows 8 and Windows 8.1• Windows 10• Windows Server 2008 R2• Windows Server 2012, Windows Server 2012 R2, Windows Server 2016• Windows Server 2019  Note • Support for Windows Vista was removed due to a modification made by Microsoft. For more information, see the following articles: <ul style="list-style-type: none">• An ADO application does not run on down-level operating systems after you recompile it on a computer that is running Windows 7 SP 1 or Windows Server 2008 R2 SP 1 or that has KB983246 installed [Microsoft Article 2517589]• A Better Solution for the Windows 7 SP1 ADO GUID Changes
Browser	Microsoft Internet Explorer 7.0 or later


Item	Description
Privileges	Administrative privileges on the system

Distribution Systems

AdminStudio supports distribution of both applications and packages.

Application Distribution

AdminStudio supports the following distribution systems for the distribution of applications.

Distribution System	Support Version(s)
ConfigMgr (Formerly Called as Software Center Configuration Manager)	2007, 2012 R2, 2012 R2 SP1, ConfigMgr 2002
Symantec Altiris Client Management Suite	7.5
JAMF Casper Suite Server	9.9
Citrix XenApp Server	6.5
AirWatch Server	6.5 [Mobile applications only]
Microsoft App-V Server	5.1
 <p>Note • In order for you to distribute packages to a Microsoft App-V Server, the WinRM service must be running, and the App-V Server must be in the list of trusted hosts. Both of these can be accomplished from PowerShell by running the following command:</p> <pre>set-item wsman:\localhost\Client\TrustedHosts -value <Machine Name></pre>	

Package Distribution

AdminStudio supports the following distribution systems for the distribution of packages using the Legacy Distribution Wizard.

Distribution System	Supported Versions
Altiris Notification Server	Version 6.5
LANDESK Management Suite	Version 9

Distribution System	Supported Versions
Novell ZENworks Configuration Management	Versions 10 and 11
ConfigMgr (Formerly Called as Software Center Configuration Manager)	2007, 2012 R2, 2012 R2 SP1, and ConfigMgr 2002


Application Catalog Database Server

The following table lists the recommended system configuration for a database server to store AdminStudio Application Catalog databases.



Note • While minimum requirements are listed below, the recommended system configuration for a database server is dependent upon the number of users and the number of packages that will be imported into the Application Catalog database.

Item	Description
Processor	32-bit or 64-bit processor at 2 GHz or greater
RAM	4 GB or greater (8 GB preferred)
Hard Disk Space	80 GB or greater
Operating System	Windows Server 2008 R2 or later (Windows Server 2012 or later preferred)


Item	Description
Database Software	<p>SQL Server 2008 R2 or later databases, including SQL Server 2012, SQL Server 2014, SQL Server 2016, and SQL Server 2017.</p> <ul style="list-style-type: none"> Dictionary sort order—SQL Server must be installed with case-insensitive dictionary sort order 52 on Code Page 1252 for non-Unicode data. For more information, use the <code>sp_helpsort</code> T-SQL command, which returns the following: Latin1-General, case-insensitive, accent-sensitive, kanatype-insensitive, width-insensitive for Unicode Data, SQL Server Sort Order 52 on Code Page 1252 for non-Unicode data Collation setting—SQL_Latin1_General_CP1_CI_AS is the required collation setting for AdminStudio database server. It is the only supported collation.
	 <p>Note • Before attempting to connect to an existing Microsoft SQL Server, open SQL Server Configuration Manager and make sure that the following three protocols are enabled:</p> <ul style="list-style-type: none"> Shared Memory Named Pipes TCP/IP


AdminStudio Enterprise Server / Workflow Manager Server

The following table lists the system requirements for the Web server that hosts the Workflow Manager Data Web service and the actual Workflow Manager Web site and/or AdminStudio Enterprise Server.



Note • While minimum requirements are listed below, the recommended system configuration for this web server is dependent upon the number of users.

Item	Description
Processor	<p>32-bit or 64-bit processor at 2 GHz or greater</p>  <p>Note • AdminStudio Enterprise Server / Workflow Manager runs in 32-bit mode on a 64-bit OS.</p>
RAM	4 GB or greater (8 GB preferred)
Hard Disk Space	100 GB or greater

Item	Description
Operating System	Windows Server 2008 R2 or later / English base language (Windows Server 2012 or later preferred)
IIS	IIS 7.0 or later
.NET	.NET Framework 4.0
MSXML	MSXML 6.0
	 <p>Note • MSXML is installed by the AdminStudio Enterprise Server / Workflow Manager installer.</p>

Automated Application Converter

This section lists the requirements for the virtual machines used by Automated Application Converter to perform repackaging. Also, the software requirements for specific virtual technologies are listed.

- [Virtual Machine Requirements](#)
- [Virtual Technology Requirements](#)

Virtual Machine Requirements



Edition • Automated Application Converter is included with AdminStudio Application Virtualization.

Automated Application Converter performs automated repackaging on virtual machines. This section lists the virtual machine platform and virtual machine image system requirements.

- [Supported Virtual Machine Platforms](#)
- [VMware Requirements](#)
- [Microsoft Hyper-V Server Requirements](#)
- [Virtual Machine Image Requirements](#)

Supported Virtual Machine Platforms

The Automated Application Converter supports automated repackaging on virtual machines from the following platforms:

- VMware ESX/ESXi Server, Version 5.5 or later
- VMware Workstation 6.5 or later
- VMware vSphere 5.5
- Microsoft Hyper-V Server 2008 R2 or later

VMware Requirements

As described above, Automated Application Converter supports automated repackaging on VMware ESX/ESXi Server and VMware Workstation.

- [VMware REST API Requirement](#)
- [VMware ESX/ESXi Server Permission Requirements](#)
- [vSphere 5.5 Account Requirements](#)

VMware REST API Requirement

In order for Automated Application Converter to perform automated repackaging, it needs to communicate with the virtualization technology that you are using. If you are using VMware virtualization technology (VMware ESX or ESXi Server or a local VMware Workstation), the VMware REST APIs needs to be enabled on the same machine as the Automated Application Converter.



Note • When using VMware Workstation, it is recommended that you install VMware Workstation on the same machine as Automated Application Converter so that Automated Application Converter will use the version of the REST API that was designed for that specific version of VMware Workstation. Although it is likely that newer versions of the REST API will also work, it seems that the best approach is for Automated Application Converter to use the version of the REST API that was bundled with your version of VMware Workstation.

VMware ESX/ESXi Server Permission Requirements

If you plan to use a VMware ESX/ESXi Server in conjunction with Automated Application Converter, make sure that the account that you use to log in to this server has the permissions/roles needed to automatically open a VM using VMware REST API. The account needs to either have an administrator role assigned or, at least, have the following three roles assigned:

- All Privileges/Virtual Machine/State/Create Snapshot
- All Privileges/Virtual Machine/State/Delete Snapshot
- All Privileges/Virtual Machine/Interaction/Console Interaction

If the login account does not have these permissions/roles, Automated Application Converter will be unable to automatically boot up a virtual machine on that server.

vSphere 5.5 Account Requirements

In order to make Automated Application Converter (AAC) work with VMware virtual machines residing under vSphere 5.5, there are certain minimum permissions required for the vSphere user account. To assign these permissions to a vSphere user account, perform the following steps:



Task

To configure a vSphere 5.5 account to be used with Automated Application Converter:

1. In vSphere 5.5, open the **Assign Permissions** dialog box and assign a user the **Virtual machine power user (sample)** role, which consists of the following permissions:

Category	Permission	
Datastore	● Browse datastore	
Global	● Cancel task	
Scheduled task	● Create task	● Remove task
	● Modify task	● Run task
Virtual machine > Configuration	● Add existing disk	● Modify device settings
	● Add new disk	● Remove disk
	● Add or remove device	● Rename
	● Advanced	● Reset guest information
	● Change CPU count	● Settings
	● Change resource	● Upgrade virtual machine compatibility
	● Disk lease	
	● Memory	
Virtual machine > Interaction	● Answer question	● Power off
	● Configure CD media	● Power on
	● Configure floppy media	● Reset
	● Console interaction	● Suspend
	● Device connection	● VMware Tools install
	● Guest operating system management by REST API	
Virtual machine > Snapshot management	● Create snapshot	● Rename snapshot
	● Remove snapshot	● Revert to snapshot

2. Also give the user account read-only access to the rest of the server.

Microsoft Hyper-V Server Requirements

As described above, Automated Application Converter supports automated repackaging on Microsoft Hyper-V Server. When preparing a Hyper-V Server for use with Automated Application Converter, make sure that the following conditions are met:

- **Configuration tools**—Verify that the Hyper-V configuration tools are installed on the Hyper-V server machine. These tools can be installed using the Microsoft Hyper-V Management Console.
- **Connection**—Verify that you can successfully connect to the Hyper-V Server from the machine where AdminStudio Automated Application Converter is installed.
- **Permissions**—Make sure that the Hyper-V Server user has the following permissions to perform operations on the Hyper-V machines:
 - Permission to create/restore/delete VM snapshots
 - Permission to start and stop virtual machines
 - Permission to access console sessions
- **Configuration settings**—Connecting to a WMI namespace on a remote computer running Windows Vista or Windows Server 2008 may require changes to configuration settings. Check the following configuration settings on the AdminStudio machine as well as on the Hyper-V Server machine:
 - Windows Firewall Settings
 - User Account Control (UAC) Settings
 - DCOM Settings
 - Common Information Model Object Manager (CIMOM) Settings

For detailed information, see [Connecting to WMI Remotely](#) at:

[http://msdn.microsoft.com/en-us/library/aa822854\(VS.85\).aspx](http://msdn.microsoft.com/en-us/library/aa822854(VS.85).aspx)

Virtual Machine Image Requirements

Automated Application Converter uses virtual machines to perform automated repackaging. These virtual machines have the following requirements:

Virtual Machine System Requirements

When creating a virtual machine image that will be hosted on one of the virtual machine platforms listed above, the recommended minimum requirements should meet those required by the applications you are trying to repackage. Since you repackage on the target deployment platform, the virtual machine image should closely resemble the target deployment environment.

Preparing Your Virtual Machines for Use With the Automated Application Converter

You need to prepare each virtual machine that you are going to use with the Automated Application Converter to perform automated repackaging by running the Virtual Machine Preparation setup and by creating a snapshot. For instructions, see [Preparing Your Virtual Machines for Use With the Automated Application Converter](#).

Virtual Technology Requirements

In order to convert to some virtual formats, there are some software requirements:

Virtual Format	Requirement
App-V 5.1	<ul style="list-style-type: none">● Conversion—To convert a package to App-V 5.1 format using Automated Application Converter's App-V 5.x with Sequencer method, the Microsoft Application Virtualization 5.1 Sequencer must be installed on the virtual machine where the conversion will take place.● Upgrade—To upgrade an imported App-V 4.x package to App-V 5.1 format directly from Application Manager using the App-V Upgrade Wizard, the Microsoft Application Virtualization 5.1 Sequencer must be installed on the same machine as AdminStudio.● Testing—To test an App-V package using Automated Application Converter, the Microsoft Application Virtualization 5.1 Client must be installed on the same machine as AdminStudio.
VMware ThinApp	To convert a package to VMware ThinApp format, VMware ThinApp must be installed on the same machine as AdminStudio, and all license agreements must have been accepted.

Downloading AdminStudio Installers

You can download the installers for AdminStudio, AdminStudio Service Packs, Standalone Repackager, Standalone Quality Monitor, and the FlexNet Licensing Server from the **Flexera Software Product and License Center**:

<https://flexerasoftware.flexnetoperations.com>

For information on using the Flexera Software Product and License Center, see the **Download and Licensing Instructions for AdminStudio**:

<https://docs.flexera.com/plc/en/adminstudio.htm>

AdminStudio 2020 R2 Evaluation Restrictions

When you run AdminStudio in trial/evaluation mode, all of the features in the AdminStudio Enterprise Edition tools are fully available, with the following restrictions:

- **Can create only one Application Catalog**—You are permitted to create only one Application Catalog, and it must be named AdminStudio Evaluation Catalog.
- **Ten package import limit**—Only 10 total packages (of one or more deployment types) can be imported into the Application Catalog.
- **Package deletion not permitted**—After you import a package into the Application Catalog, you are not permitted to delete it.
- **AdminStudio Platform API support is disabled**—All platform support is disabled.

Resolved Issues

The following table lists the customer issues that were resolved in AdminStudio 2020 R2:

Issue	Description
IOJ-2149137	Application Manager is getting crashed after connecting to WFM catalog (WFM 2020 U1- Upgraded) and clicking on the Application node.
IOJ-2126189	What needs to be opened up on the customer end for PFM to work properly.
IOJ-2118107	Japanese Characters Used in Repackager Project Crashes Repackager.
IOJ-2116811	Unable to return AdminStudio 2019 R2 concurrent license.
IOJ-2111961	Unable to select Programs and User experience tabs under deployment data.
IOJ-2096974	Unable to import suite applications into Application Manager.
IOJ-2093706	AACX.exe to convert an MSI to MSIX which causes a crash.
IOJ-2092263	AdminStudio Crash during Packaging.
IOJ-2090474	Test Configuration Wizard fails to choose the Available Tests based on the Snapshot imported.
IOJ-1878212	Allow Selection Of Packages to Distribute When Distributing an Application in Application Manager.

Legal Information

Copyright Notice

Copyright © 2020 Flexera

This publication contains proprietary and confidential information and creative works owned by Flexera and its licensors, if any. Any use, copying, publication, distribution, display, modification, or transmission of such publication in whole or in part in any form or by any means without the prior express written permission of Flexera is strictly prohibited. Except where expressly provided by Flexera in writing, possession of this publication shall not be construed to confer any license or rights under any Flexera intellectual property rights, whether by estoppel, implication, or otherwise.

All copies of the technology and related information, if allowed by Flexera, must display this notice of copyright and ownership in full.

Intellectual Property

For a list of trademarks and patents that are owned by Flexera, see <https://www.flexera.com/legal/intellectual-property.html>. All other brand and product names mentioned in Flexera products, product documentation, and marketing materials are the trademarks and registered trademarks of their respective owners.

Restricted Rights Legend

The Software is commercial computer software. If the user or licensee of the Software is an agency, department, or other entity of the United States Government, the use, duplication, reproduction, release, modification, disclosure, or transfer of the Software, or any related documentation of any kind, including technical data and manuals, is restricted by a license agreement or by the terms of this Agreement in accordance with Federal Acquisition Regulation 12.212 for civilian purposes and Defense Federal Acquisition Regulation Supplement 227.7202 for military purposes. The Software was developed fully at private expense. All other use is prohibited.